

PARKITECT  
PUMP TRACKS

Introducing  
Hybrid Series  
and Park Series  
Modular Pump  
Tracks

The perfect geometry for rhythm and flow on  
bikes, skateboards and scooters for all ages.



Distributed  
and installed by

park—life



# Hybrid Series

## A turnkey product

Unleash the joy of riding for all ages and skill levels with the Modular Pump Track - Hybrid Series - designed for permanent set-up or relocatable installations.

Local pump track design and build expertise for all wheels is rare. Now, you can get a pump track from the trail-blazing world leader, Parkitect, with all the magic built in.

Guaranteed epic riding combined with turnkey convenience - known cost, known delivery and zero project uncertainty.

“An epic day down at the Eastern Viaduct, Urban Lab with the biggest turnout yet for the Community Pump Track.

So many people arriving here by bike, now that they know there is another safe, active destination on the waterfront”

**Cam Perkins**  
**Placemaker, Panuku Development**

## Features and details



The Hybrid Series Modular Pump Track can be installed permanently in one location or relocated to various sites. Relocation from one site to another takes only one day.



All weather grip, durable, low maintenance, hidden hardware and rubber feet - suitable for all wheels and rider abilities.



Geometry features a 1.0m wide high grip surface built tough for the public space environment.



Patented design complies with Australian and European Standard AS EN 14974:2021, and is TUV certified.



A low-maintenance product that can be repaired locally or a complete module replaced if required.



Grow the track over time by purchasing additional modules to create a longer track.



Lead time is approximately 12 weeks for manufacture, plus 8 weeks of shipping.

# 36

Pump tracks installed throughout Aotearoa by Parklife a proudly NZ owned and operated company.





# Hybrid Series Rhythm Straight Pump Track

MP01V3

Track dimensions	1m wide x 29 rideable metres - or any custom length.
Riding surface	High grip contoured GFRP riding surface. A range of colours available.
Structure	High quality, durable construction. Galvanised steel and European Larch timber understructure with Rubber Feet. Premium exterior grade European Birch with graffiti deterrent film coating.
Hardware	Concealed M10 stainless steel.
Cost	Contact Parklife for pricing and availability.



“The track’s value is in engaging kids who may not really be that keen to be at school - if they like coming to ride on the track, then the whole school experience is more positive.”

Olga Mills, Board of Trustees



Project Example

**Client**  
Don Buck Primary School

**Contact**  
Olga Mills

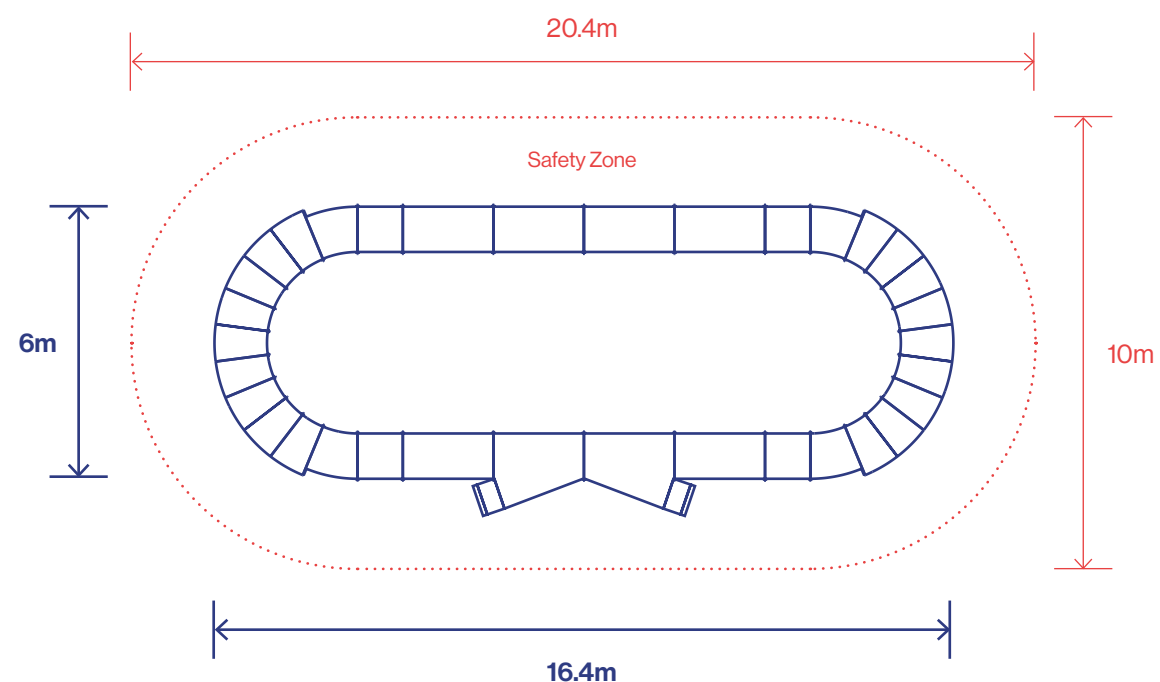
**Location**  
Massey, Auckland



# Hybrid Series Speed Ring Pump Track

MP02V3

Track dimensions	1m wide x 36 rideable metres - or any custom length.
Riding surface	High grip contoured GFRP riding surface. A range of colours available.
Structure	High quality, durable construction. Galvanised steel and European Larch timber understructure with Rubber Feet. Premium exterior grade European Birch with graffiti deterrent film coating.
Hardware	Concealed M10 stainless steel.
Cost	Contact Parklife for pricing and availability.



“The feedback has been overwhelmingly positive. It’s a big deal for a community like this to have this sort of facility, it is not something that happens very often.”

Ross Ashby, Thames Coromandel District Council



Project Example

**Client**  
Thames Coromandel  
District Council

**Contact**  
Ross Ashby

**Location**  
Te Puru, Thames

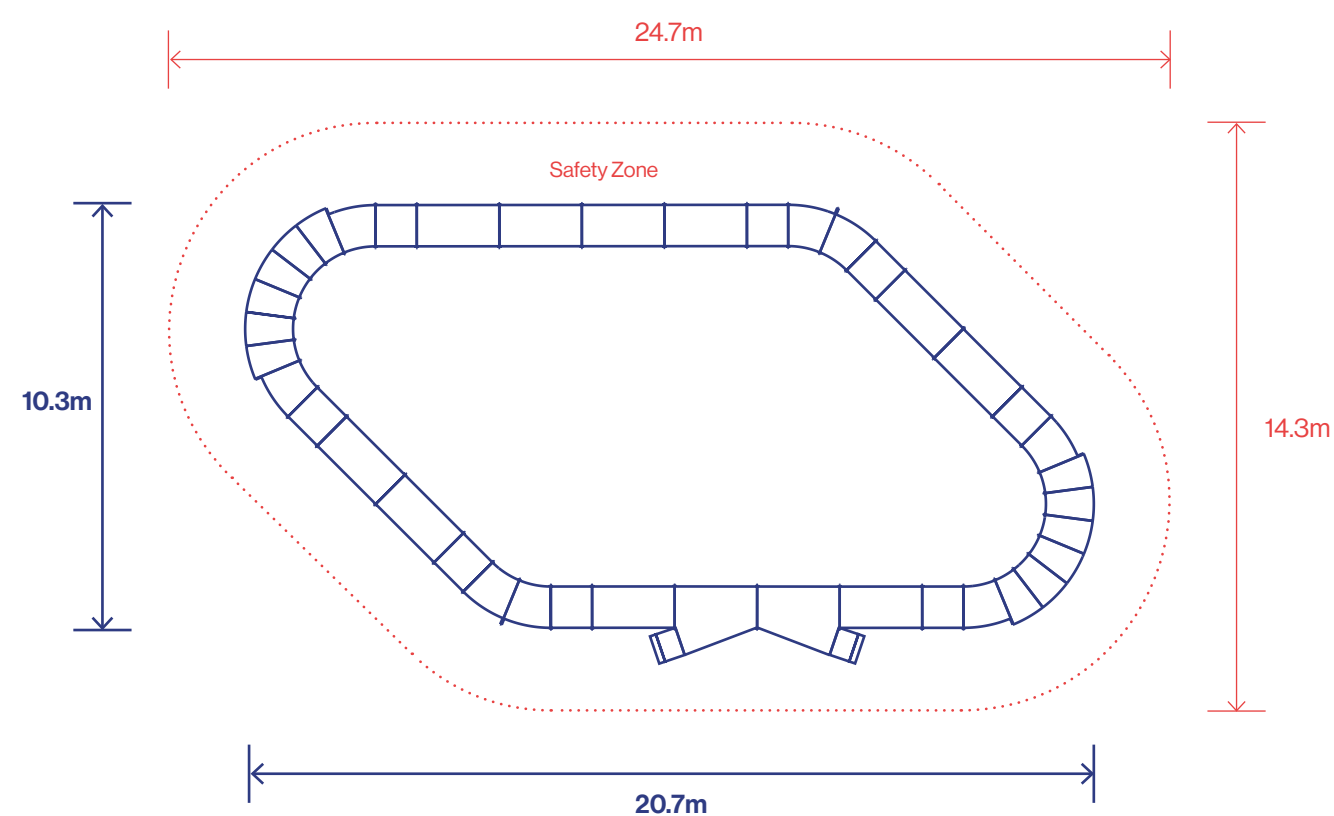





# Hybrid Series Quadragon Pump Track

## MP04V3

<b>Track dimensions</b>	1m wide x 48 rideable metres - or any custom length.
<b>Riding surface</b>	High grip contoured GFRP riding surface. A range of colours available.
<b>Structure</b>	High quality, durable construction. Galvanised steel and European Larch timber understructure with Rubber Feet. Premium exterior grade European Birch with graffiti deterrent film coating.
<b>Hardware</b>	Concealed M10 stainless steel.
<b>Cost</b>	Contact Parklife for pricing and availability.



"It's better than I could have imagined."  
Shannon, Local Boy campaigner for the track



Project Example

**Client**  
Christchurch City Council

**Contact**  
Will Rolton

**Location**  
Shirley, Christchurch



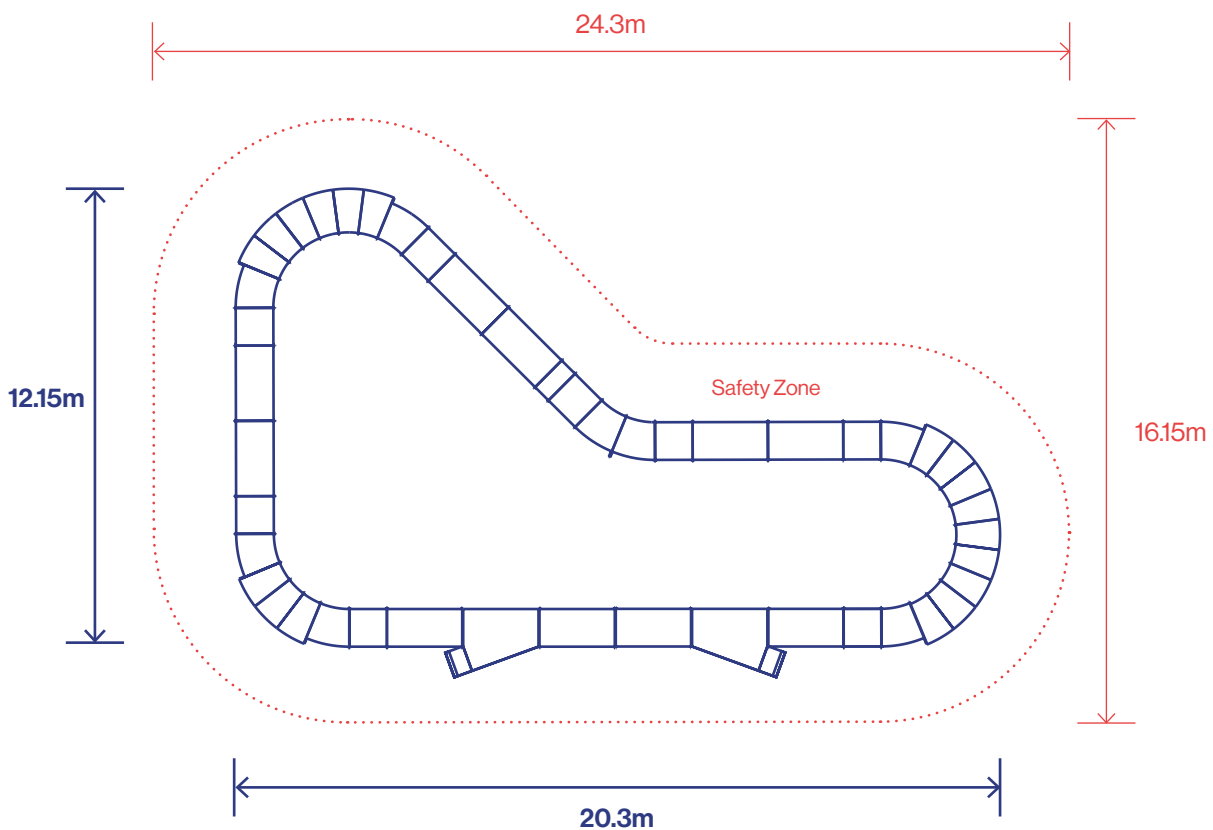
# Hybrid Series

## Raupo

### Pump Track


#### MP04V3

Track dimensions	1m wide x 54 rideable metres - or any custom length.
Riding surface	High grip contoured GFRP riding surface. A range of colours available.
Structure	High quality, durable construction. Galvanised steel and European Larch timber understructure with Rubber Feet. Premium exterior grade European Birch with graffiti deterrent film coating.
Hardware	Concealed M10 stainless steel.
Cost	Contact Parklife for pricing and availability.



“The track was so smooth and all the berms and rollers were perfect! The grip level in the berms is impressive, I’ll be back.”

Troy Brosnan, BMX Biker



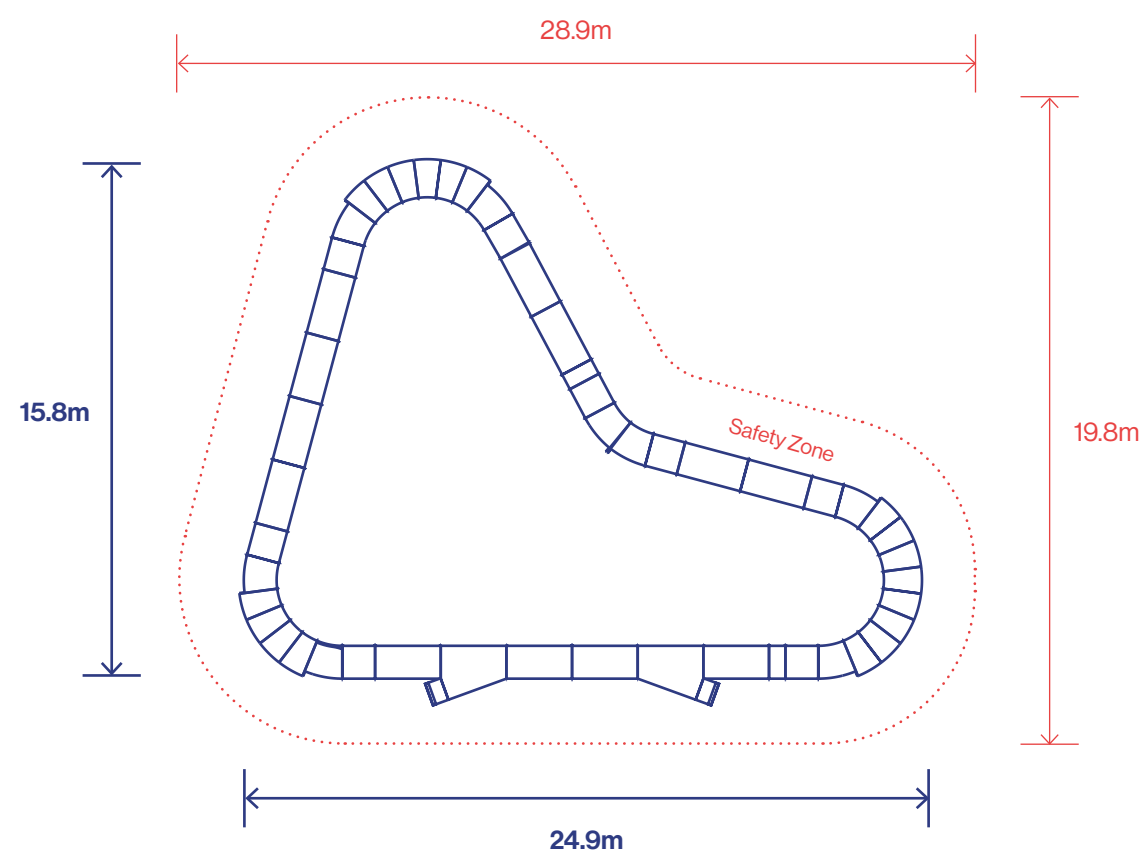


# Hybrid Series

## Kapiti Pump Track

### MP05V3

Track dimensions	1m wide x 57 rideable metres - or any custom length.
Riding surface	High grip contoured GFRP riding surface. A range of colours available.
Structure	High quality, durable construction. Galvanised steel and European Larch timber understructure with Rubber Feet. Premium exterior grade European Birch with graffiti deterrent film coating.
Hardware	Concealed M10 stainless steel.
Cost	Contact Parklife for pricing and availability.



“My son loved it today - great work.”

Tosca Parata, Waikanae Resident



Project Example

**Client**  
Kāpiti Coast District Council

**Contact**  
Monique Engelen

**Location**  
Waikanae Park

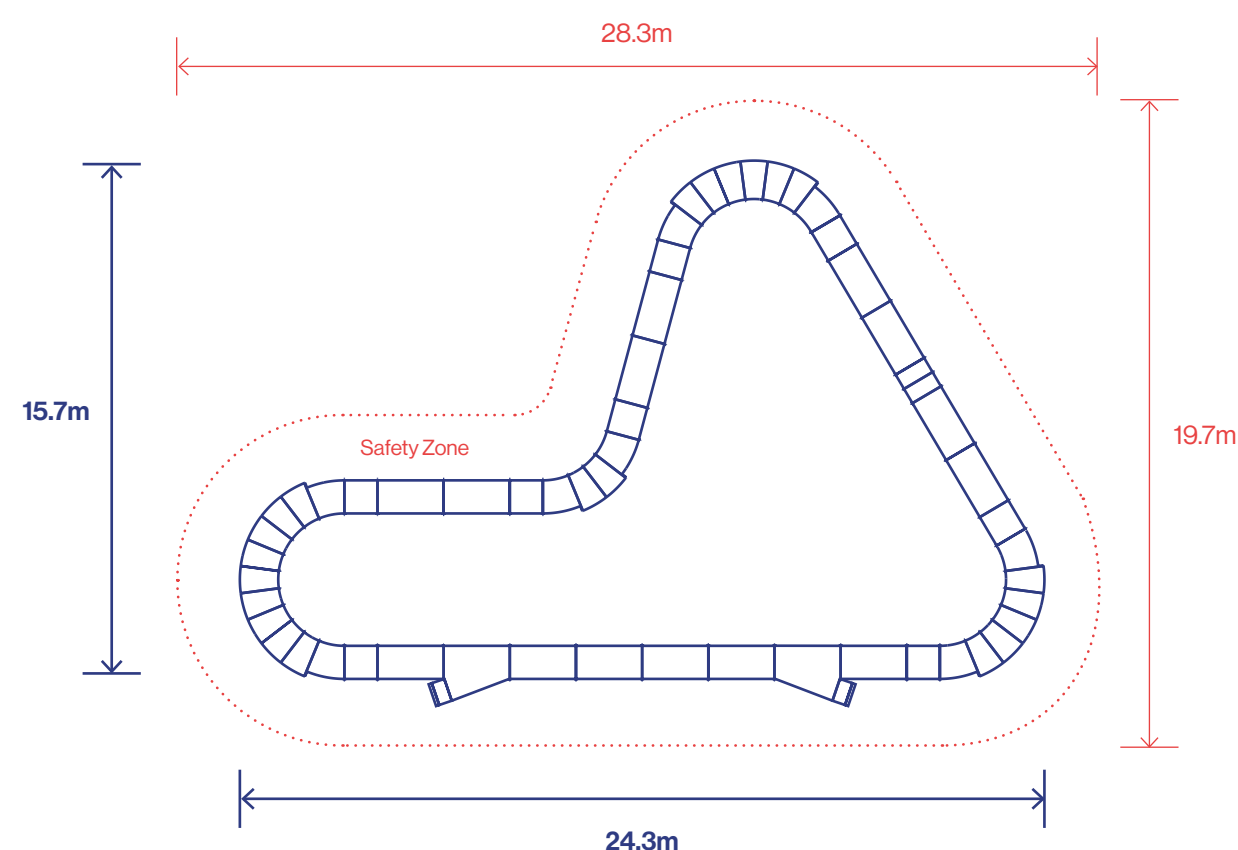




# Hybrid Series World Cup Pump Track

## MP06V3

<b>Track dimensions</b>	1m wide x 65 rideable metres - or any custom length.
<b>Riding surface</b>	High grip contoured GFRP riding surface. A range of colours available.
<b>Structure</b>	High quality, durable construction. Galvanised steel and European Larch timber understructure with Rubber Feet. Premium exterior grade European Birch with graffiti deterrent film coating.
<b>Hardware</b>	Concealed M10 stainless steel.
<b>Cost</b>	Contact Parklife for pricing and availability.



“It was awesome, so smooth, really well constructed, awesome fun, you have to try it to understand how good it is.”

**Chad Higgins**



Project Example

**Client**  
Panuku  
Development Ltd

**Contact**  
Roxanne Haines

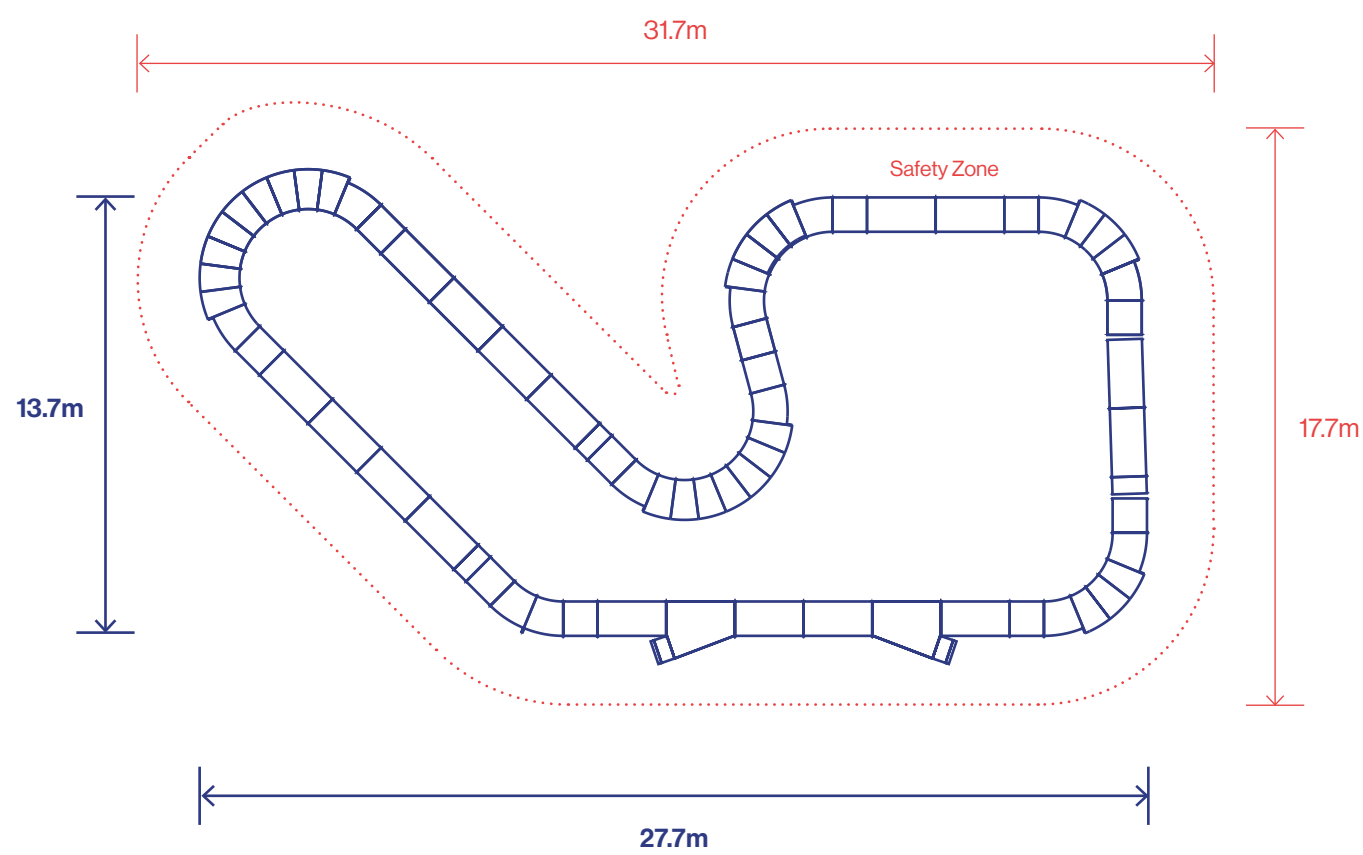
**Location**  
Various around Auckland



# Hybrid Series Advanced Pump Track

## MP07V3

Track dimensions	1m wide x 81 rideable metres - or any custom length.
Riding surface	High grip contoured GFRP riding surface. A range of colours available.
Structure	High quality, durable construction, European birch timber understructure with rubber feet.
Hardware	Concealed M10 stainless steel.
Cost	Contact Parklife for pricing and availability.



“Thumbs up from Blake... He was zooming around with a big smile on his face in no time. Thanks, Tauranga City Council.”

Tan on LinkedIn



Project Example  
**Client**  
Tauranga City Council  
**Contact**  
Christine Wildhaber  
**Location**  
The Lakes, Tauriko





# 36

Pump tracks installed throughout Aotearoa by Parklife a proudly NZ owned and operated company.



# Park Series

## A turnkey product

The trailblazing Parkitect engineers have introduced unrivalled geometry to create the best global pump track for permanent installations for your local park or school, the Modular Pump Track - Park Series.

Local pump track design and build expertise for all wheels is rare. Now, you can get a pump track from the trail-blazing world leader, Parkitect, with all the magic built in.

Guaranteed epic riding for all ages and skill levels with turnkey convenience - known cost, known delivery and zero project uncertainty.

“My first time riding a Parkitect Modular Pump Track was at Mt Buller. The first thing that shocked me was how perfect the pump track was.

Every shape was flawless, every roller was the right size. Every time I went around the track I felt as though the track had me locked in place safely.”

**Ryan Gilchrist**  
Professional Bike Athlete

## Features and details



The Park Series Modular Pump Track is for permanent installation. Planting and mounding can integrate the track into the environment.



All weather grip, durable, low maintenance, hidden hardware and rubber feet - suitable for all wheels and rider abilities.



Geometry features a 1.2 to 1.8m wide, slightly concave surface to keep the riders centred with contoured edges with colour highlights.



Patented design complies with Australian and European Standard AS EN 14974:2021, and is TUV certified.



A low-maintenance product that can be repaired locally or a complete module replaced if required.



Grow the track over time by purchasing additional modules to create a longer track.



Lead time is approximately 12 weeks for manufacture, plus 8 weeks of shipping.





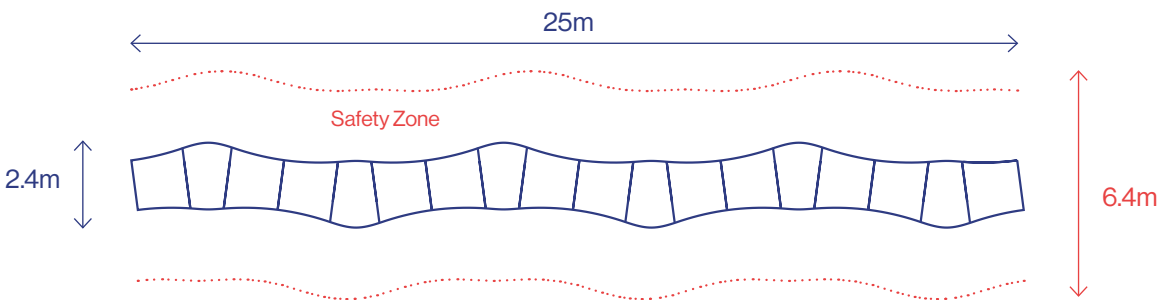
# Park Series

## Rhythm Straight

### Pump Track

#### MP01V4

Track dimensions	1.2m - 1.8m wide x 25 rideable metres, or custom length.
Riding surface	High grip contoured GFRP riding surface. Slight concave to keep riders in the middle of the track. A range of colours available including edge highlights.
Structure	Hidden galvanised steel frame and rubber feet.
Hardware	Concealed M10 stainless steel.
Cost	Contact Parklife for pricing and availability.



“This track is awesome; it’s like the track propels along!”

Ebony McGoldrick



Project Example

**Client**  
Auckland Council

**Contact**  
Kara Burn

**Location**  
Matua Park, Huapai



# Park Series Speed Ring Pump Track

MP02V4

Track dimensions	1.2m - 1.8m wide x 39 rideable metres - or any custom length.
Riding surface	High grip contoured GFRP riding surface. Slight concave to keep riders in the middle of the track. A range of colours available including edge highlights.
Structure	Hidden galvanised steel frame and rubber feet.
Hardware	Concealed M10 stainless steel.
Cost	Contact Parklife for pricing and availability.



“Fabulous for the children and  
good for us kids at heart.”

Debbie, Discovery Holiday Park

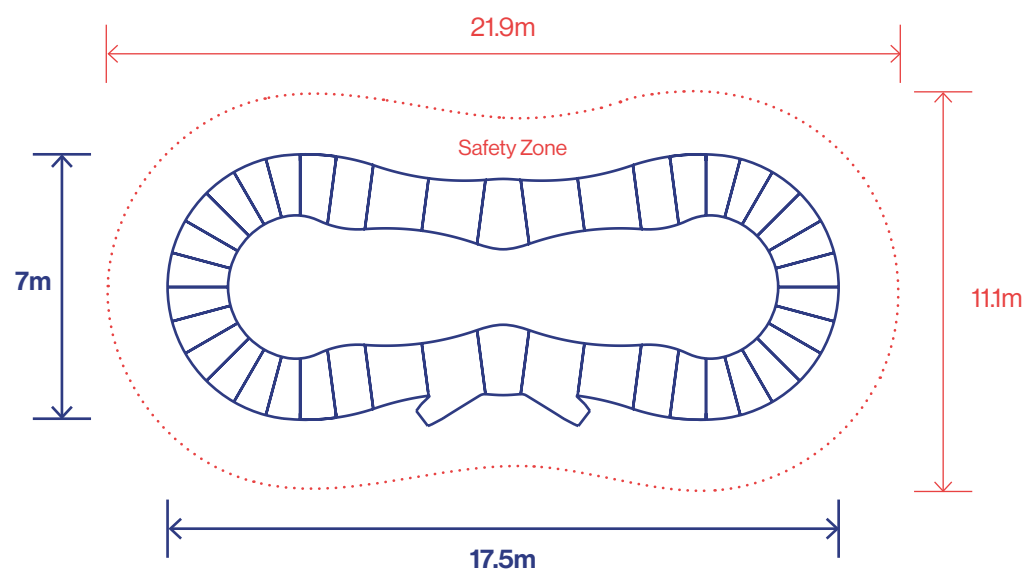



Project Example

**Client**  
Auckland Council

**Contact**  
Kara Burn

**Location**  
Shelly Beach  
Kaipara Harbour

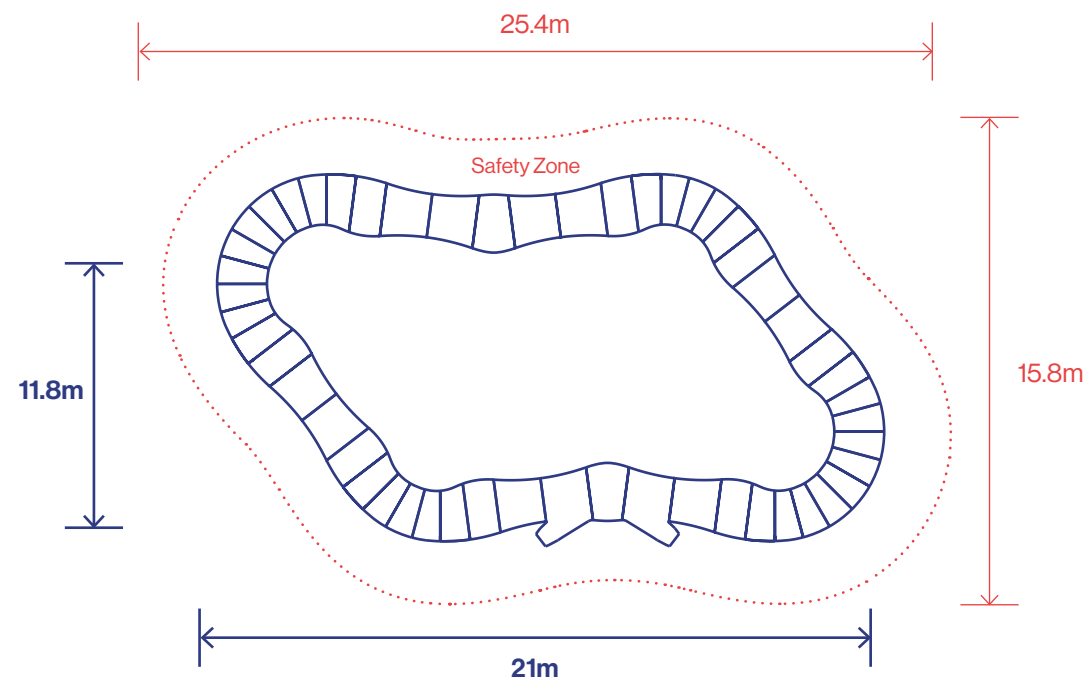




# Park Series Quadragon Pump Track


MP03V4

Track dimensions	1.2m - 1.8m wide x 52 rideable metres - or any custom length.
Riding surface	High grip contoured GFRP riding surface. Slight concave to keep riders in the middle of the track. A range of colours available including edge highlights.
Structure	Hidden galvanised steel frame and rubber feet.
Hardware	Concealed M10 stainless steel.
Cost	Contact Parklife for pricing and availability.



“Wow, this pump track was going off on Saturday morning. Very popular, new families turning up every 15 minutes. Heaps of kids building their courage and having fun. A few sneaky dads and mums having a go. Great idea! Thanks very much to Howick Local Board. Heaps of kids.”

Wayne Erb





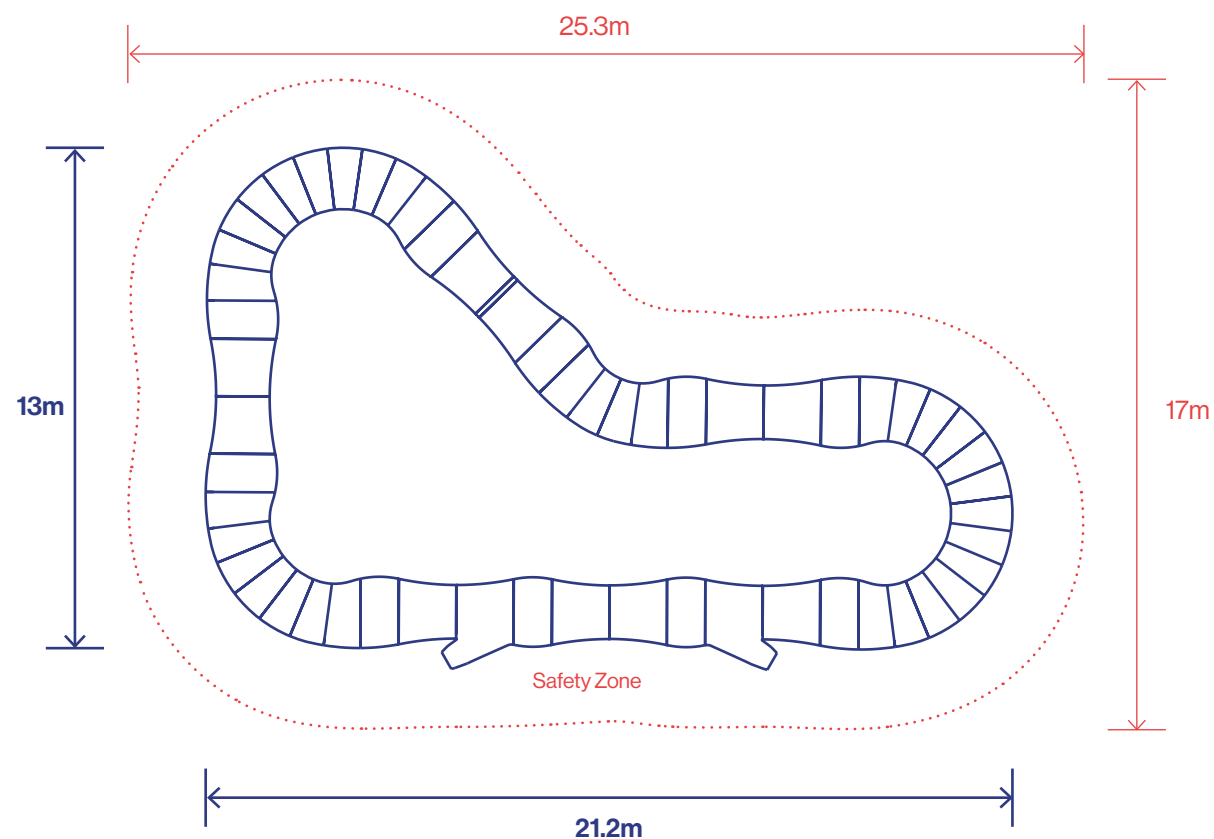
# Park Series

## Raupo

### Pump Track


#### MP04V4

Track dimensions	1m wide x 55 rideable metres - or any custom length.
Riding surface	High grip contoured GFRP riding surface. A range of colours available.
Structure	High quality, durable construction. Galvanised steel and European Larch timber understructure with Rubber Feet. Premium exterior grade European Birch with graffiti deterrent film coating.
Hardware	Concealed M10 stainless steel.
Cost	Contact Parklife for pricing and availability.



“A symbiosis is created: the surrounding infrastructure, restaurants, overnight stays, etc. also demonstrably increase when a modular pump track is involved.”

Claude Balsiger





# Park Series

## Kapiti Pump Track


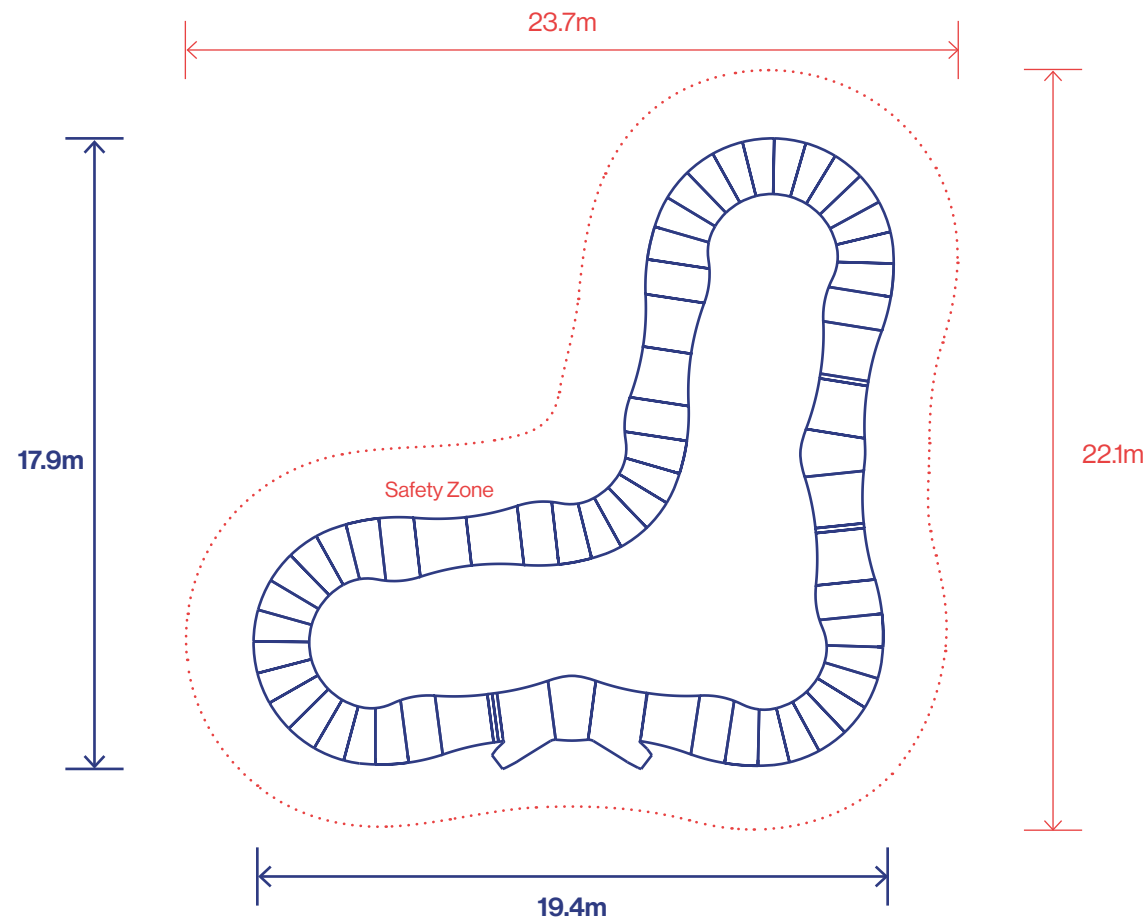
### MP05V4

Track dimensions	1m wide x 59 rideable metres - or any custom length.
Riding surface	High grip contoured GFRP riding surface. A range of colours available.
Structure	High quality, durable construction. Galvanised steel and European Larch timber understructure with Rubber Feet. Premium exterior grade European Birch with graffiti deterrent film coating.
Hardware	Concealed M10 stainless steel.
Cost	Contact Parklife for pricing and availability.



“Great new initiative by the Howick Local Board for wheels lovers young and old.”

Bo Burns, Howick Local Board





# Park Series World Cup Pump Track

MP06V4

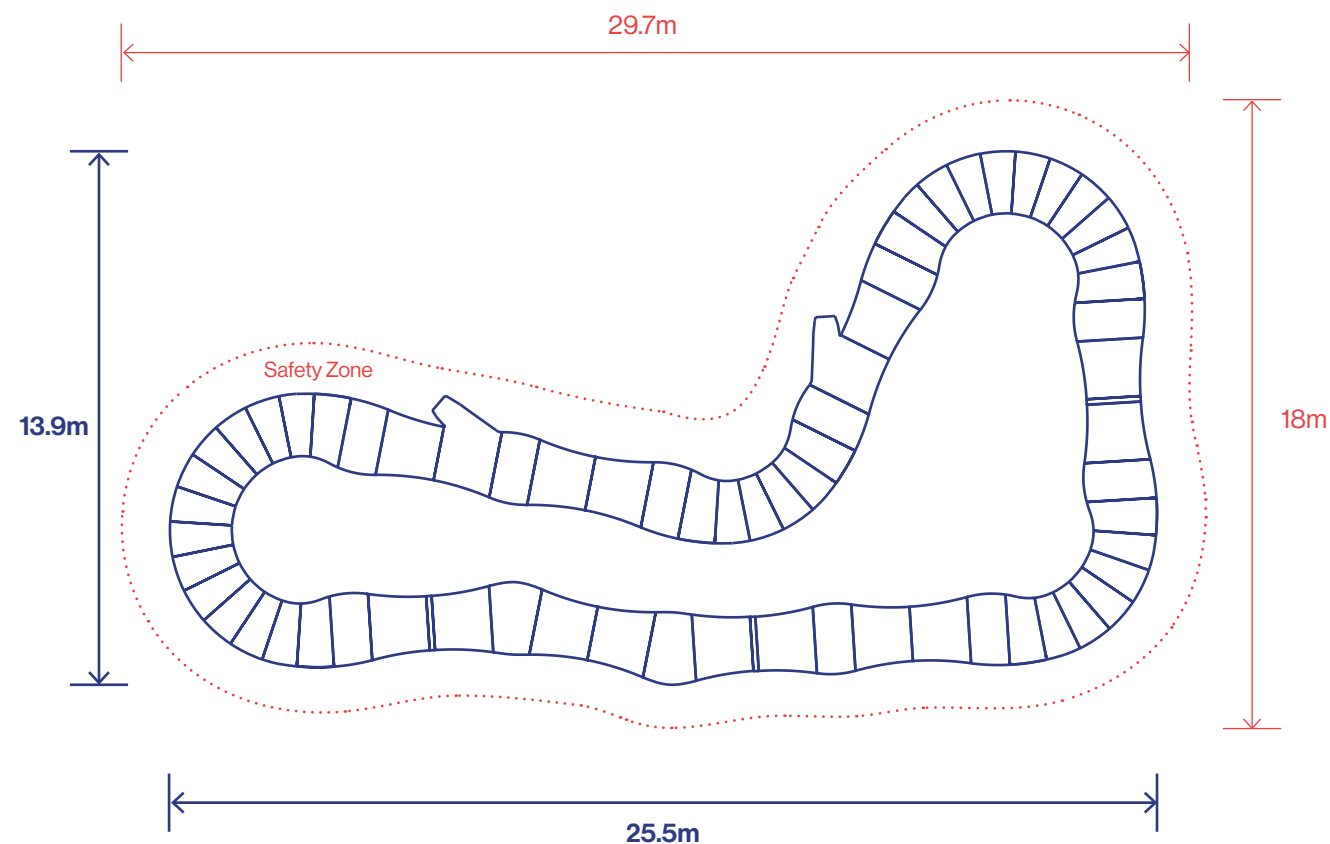
**Track dimensions** 1.2m - 1.8m wide x 66 rideable metres - or any custom length.

**Riding surface** High grip contoured GFRP riding surface. Slight concave to keep riders in the middle of the track. A range of colours available including edge highlights.

**Structure** Hidden galvanised steel frame and rubber feet.

**Hardware** Concealed M10 stainless steel.

**Cost** Contact Parklife for pricing and availability.



“Its absolutely awesome to come up with this, thanks so much, great for the positive mental health of kids, outdoors not inside! Teamwork and not alone!”

Esme Parker




Project Example

**Client**  
Auckland Council

**Contact**  
Milan Joseph

**Location**  
Tawaipareira Reserve  
Waiheke Island

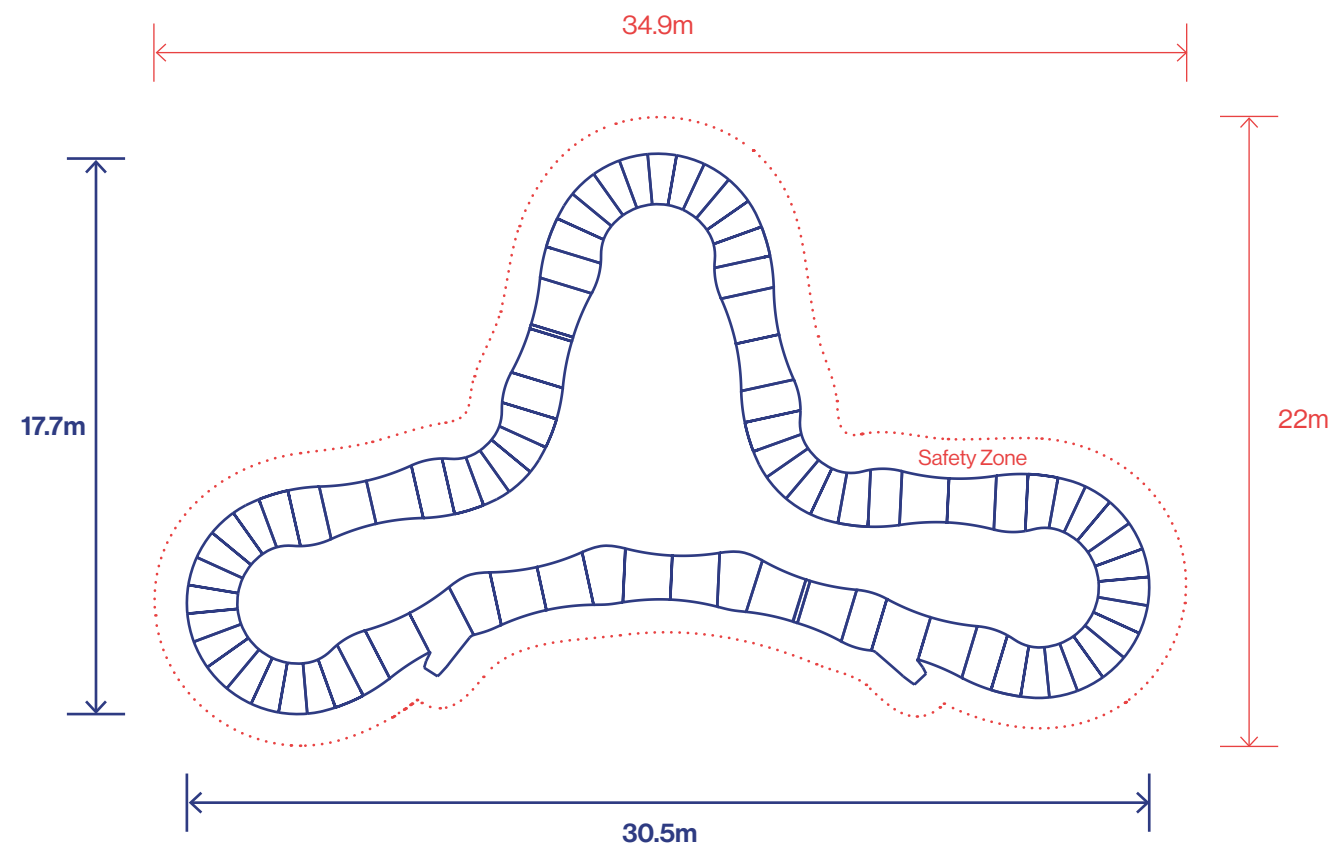




# Park Series Advanced Pump Track


MP07V4

Track dimensions	1.2m - 1.8m wide x 80 rideable metres - or any custom length.
Riding surface	High grip contoured GFRP riding surface. Slight concave to keep riders in the middle of the track. A range of colours available including edge highlights.
Structure	Hidden galvanised steel frame and rubber feet.
Hardware	Concealed M10 stainless steel.
Cost	Contact Parklife for pricing and availability.




“There’s a lot of potential for how this initiative can benefit the community, and we’re looking forward to seeing it pop up in different locations so people can enjoy it, particularly our tamariki and rangatahi.”

Paddy O’Brien, ILT Foundation







PARKITECT  
PUMP TRACKS



Contact  
[info@parklife.co.nz](mailto:info@parklife.co.nz)  
+64 9 871 0256  
[parklife.co.nz](http://parklife.co.nz)

Distributed  
and installed by

**park—life**